

Genie® Z[®]-62/40 & Z-62/40 TraX™

Specifications

Models	Z-62/40 & Z-62/40 TraX	Z-62/40 & Z-62/40 TraX
Measurements	US	Metric
Working height max. ⁽¹⁾	67 ft 11 in	20.87 m
Platform height max.	61 ft 11 in	18.87 m
Horizontal reach max.	40 ft 9 in	12.42 m
Up and over clearance max.	25 ft 7 in	7.8 m
A Platform length	3 ft 2 ft 6 in	0.91 m/0.76 m
B Platform width	8 ft/6 ft	2.44 m/1.83 m
C Height - stowed (tires)	8 ft 4 in	2.54 m
C Height - stowed (TraX)	8 ft 6 in	2.59 m
C Height - storage/transport (jib tucked under) (tires)	9 ft 6 in	2.90 m
C Height storage/transport height (jib tucked under) (TraX)	9 ft 8 in	2.95 m
D Length - stowed (tires)	30 ft 3 in	9.25 m
E Width	8 ft 2 in	2.49 m
F Wheelbase	8 ft 2 in	2.49 m
G Ground clearance - center (tires)	1 ft 3 in	0.41 m
G Ground clearance - center (TraX)	1 ft 5 in	0.43 m

Productivity

Lift capacity max. - unrestricted	500 lb	227 kg
Platform rotation		180°
Jib length	5 ft	1.52 m
Vertical jib rotation		135°
Turntable rotation		360°
Turntable tailswing		zero
Drive speed - stowed (tires) ⁽²⁾	3.0 mph	4.8 km/h
Drive speed - raised (tires)	0.68 mph	1.1 km/h
Gradeability - stowed ⁽²⁾		30%
Tilt sensor activation (front to back/side to side)		4.5° / 4.5°
Turning radius - inside/outside (tires, 4WD)	9 ft 2 in/18 ft 9 in	2.80 m/5.71 m
Tires (solid, non-marking)		355/55 D625

Power

Power		Diesel
Auxiliary power unit		12V DC
Hydraulic tank capacity	35 gal	132 L
Fuel tank capacity	35 gal	132 L

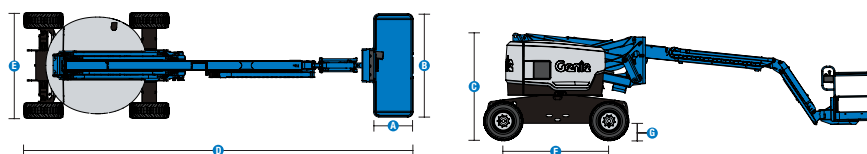
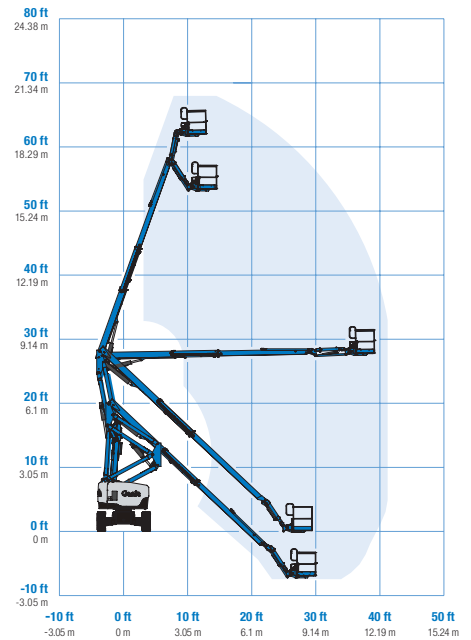
Weight⁽³⁾ and Floor Loading⁽⁴⁾

Weight, 2 WS	22,185 lb	10,063 kg
Weight, 4 WS	22,690 lb	10,292 kg
Tire contact pressure	11 psi	75.8 kPa
Occupied floor pressure (tires)	247 psf	11.83 kPa

Sound and Vibration Levels

Sound Pressure level (ground workstation)		84 dBA
Sound Pressure level (platform workstation)		75 dBA
Vibrations	8 ft 2 in/s ²	2.5 m/s ²

Range of motion Z-62/40/Z-62/40 TraX



(1) The metric equivalent of working height adds 2 m to platform height. The imperial equivalent adds 6 ft to platform height.
 (2) Gradeability applies to driving on slopes and may vary depending on options and machine configurations. See operator's manual for details regarding slope ratings.
 (3) Weight refers to standard configuration and may vary depending on options and/or country standards.
 (4) Floor loading information is approximate and may vary depending on options and machine configurations. It should be used only with adequate safety factors.

Genie® Z®-62/40 & Z-62/40 TraX™

SKU: Standard Model

- **Z6200001CV0008:** Z-62/40, Stage IIIA, 220V, 4WD
- **Z6200001CV0006:** Z-62/40, 110V, 4WD
- **Z6200001CV0007:** Z-62/40, 220V, 4WD

* Build to Order


SKU: Standard Model

- **Z6200001CV0005:** Z-62/40, 110V, 3kW AC Generator, 4WD
- **Z6200001CV0024:** Z-62/40, 220V, 3kW AC Generator, 4WD
- **Z6200001AF0004:** Z-62/40 TraX, 60 hp, Deutz Turbo Diesel

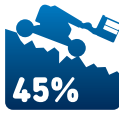
Option availability		S	S+	BtO
Power	48 hp, 35.8 kW, Deutz D2011, Diesel, T4i/Stage IIIA			○
	49 hp, 36 kW, Deutz TD2.2L, Turbo Diesel, Stage V	✓	✓	✓
	60 hp, 45 kW, Deutz TD2.2L, Turbo Diesel, Stage V (TraX)			○
	Cold weather package		○	○
	Diesel air intake pre-cleaner			○
	Diesel catalytic scrubber muffler (T4i/Stage IIIA)			○
	Engine gauge package	✓	✓	✓
	Positive air shutdown system			○
	Auto engine fault shutdown	✓	✓	✓
Platform	6ft/1.83m dual-entry platform with side swing gate			○
	8ft/2.44m tri-entry platform with side swing gate	✓	✓	✓
	8ft/2.44m tri-entry platform with side swing gate	✓	✓	✓
	Power to platform, no RCBO	✓	✓	✓
	Power to platform with RCBO		○	○
	Air line to platform			○
	Control box covers		○	○
	Lift Guard Full Mesh panels			○
	Lift Guard Half Mesh panels			○
	Light Package: drive and work lights			○
	Platform auxiliary top rail			○
	Platform level cutout		○	○
	3kW AC Generator, 110V/50Hz			○
	3kW AC Generator, 220V/50Hz			○
	5ft/1.52m Jib	✓	✓	✓
	AC Power cord to platform	✓	✓	✓
	Drive enable system	✓	✓	✓
	Horn	✓	✓	✓
	Lift Guard Contact Alarm	✓	✓	✓
	Lift Tools Work Tray	✓	✓	✓
Platform load sense system	✓	✓	✓	
Proportional controls	✓	✓	✓	
Self-leveling platform	✓	✓	✓	
Travel alarm package: flashing beacons, descent, travel and tilt alarms	✓	✓	✓	
Chassis	Lift Connect Telematics	✓	✓	✓
	Lift Connect with Access Manager upgrade		○	○
	Eco32 biodegradable hydraulic oil			○
	Rough terrain, foam-filled tires	✓	✓	✓
	Rough terrain, foam-filled, non-marking tires			○
	TraX quadra track drive system			○
	2 wheel steering	✓	✓	✓
	4 wheel steering			○
	Chassis tilt lift function cut-out		○	○
	2 speed wheel motors	✓	✓	✓
	Active oscillating axle	✓	✓	✓
	Chassis tilt drive function cut-out	✓	✓	✓
	Dual parallelogram lift linkage	✓	✓	✓
Hour meter	✓	✓	✓	
Hydraulic oil cooler	✓	✓	✓	

Positive air shutdown Stage V engines only
 Engine gauge package standard on Stage IIIA engine


- S Standard
- S+ Standard +
- BtO Build to Order
- ✓ Standard Features
- Options



Zero Tailswing



Rugged Terrainability



Genie FastMast



Genie Genuine Accessories⁽¹⁾

- Lift Tools Productivity Tools
- Lift Connect Telematics
- Tech Pro Link Handheld Device

(1) More accessories available from Genie Genuine Parts.

Product specifications are subject to change without notice or obligation. Photographs and/or drawings herein are for illustrative purposes only. Refer to the appropriate Operator's Manual for instructions on proper equipment use. Failure to follow instructions in the Operator's Manual may result in serious injury or death. The only warranty applicable to our equipment is the standard written warranty applicable to the particular product and sale and we make no other warranty, express or implied. Products and services listed may be trademarks, service marks or trade names of Terex Corporation and/or their subsidiaries in the USA and many other countries. Terex, Genie, Quality By Design, Xtra Capacity, Lift Power, Lift Guard, Lift Tools, Lift Connect and Tech Pro Link are registered trademarks of Terex Corporation or its subsidiaries.